

OBEDX-OBDX Integration Guide
Oracle Banking Electronic Data Exchange for Corporates
Patchset Release 14.6.1.0.0

Part No. F61252-01

August 2022

ORACLE®

ORACLE®

OBEDX-OBDX Integration Guide

August 2022

Oracle Financial Services Software Limited

Oracle Park

Off Western Express Highway

Goregaon (East)

Mumbai, Maharashtra 400 063

India

Worldwide Inquiries:

Phone: +91 22 6718 3000

Fax: +91 22 6718 3001

www.oracle.com/financialservices/

Copyright © 2018, 2022, Oracle and/or its affiliates. All rights reserved.

Oracle and Java are registered trademarks of Oracle and/or its affiliates. Other names may be trademarks of their respective owners.

U.S. GOVERNMENT END USERS: Oracle programs, including any operating system, integrated software, any programs installed on the hardware, and/or documentation, delivered to U.S. Government end users are "commercial computer software" pursuant to the applicable Federal Acquisition Regulation and agency-specific supplemental regulations. As such, use, duplication, disclosure, modification, and adaptation of the programs, including any operating system, integrated software, any programs installed on the hardware, and/or documentation, shall be subject to license terms and license restrictions applicable to the programs. No other rights are granted to the U.S. Government.

This software or hardware is developed for general use in a variety of information management applications. It is not developed or intended for use in any inherently dangerous applications, including applications that may create a risk of personal injury. If you use this software or hardware in dangerous applications, then you shall be responsible to take all appropriate failsafe, backup, redundancy, and other measures to ensure its safe use. Oracle Corporation and its affiliates disclaim any liability for any damages caused by use of this software or hardware in dangerous applications.

This software and related documentation are provided under a license agreement containing restrictions on use and disclosure and are protected by intellectual property laws. Except as expressly permitted in your license agreement or allowed by law, you may not use, copy, reproduce, translate, broadcast, modify, license, transmit, distribute, exhibit, perform, publish or display any part, in any form, or by any means. Reverse engineering, disassembly, or decompilation of this software, unless required by law for interoperability, is prohibited.

The information contained herein is subject to change without notice and is not warranted to be error-free. If you find any errors, please report them to us in writing.

This software or hardware and documentation may provide access to or information on content, products and services from third parties. Oracle Corporation and its affiliates are not responsible for and expressly disclaim all warranties of any kind with respect to third-party content, products, and services. Oracle Corporation and its affiliates will not be responsible for any loss, costs, or damages incurred due to your access to or use of third-party content, products, or services.

Table of Contents

1. About this Manual	1-1
1.1 Purpose	1-1
1.2 Audience	1-1
1.3 List of Chapters	1-1
1.4 Acronym & Abbreviation	1-1
2. Integration Guide	2-2
2.1 Introduction	2-2
2.2 Maintenance in OBEDX Appshell	2-2
2.3 Maintenance in OBDX	2-3

1. About this Manual

1.1 Purpose

This guide is to help with Integration of Oracle Banking Digital Experience with Oracle Banking Electronic Data Exchange.

1.2 Audience

This guide is primarily intended for the following user/user roles:

Role	Function
Implementation and IT Staff	Implementation and maintenance of the software

1.3 List of Chapters

Chapters	Description
Chapter 1	Provides information on the intended audience. It also lists the various chapters covered in this manual.
Chapter 2	This chapter helps you to Integrate Oracle Banking Electronic Data Exchange with Oracle Banking Digital Experience.

1.4 Acronym & Abbreviation

Following are some of the acronyms and abbreviations you are likely to find in the manual:

Abbreviation	Description
OBEDX	Oracle Banking Electronic Data Exchange for Corporates
OBRH	Oracle Banking Routing Hub
OBDX	Oracle Banking Digital Experience

2. Integration Guide

2.1 Introduction

You can integrate Oracle Banking Electronic Data Exchange (**OBEDX**) with Oracle Banking Digital Experience (**OBDX**). This document briefs you about the specific steps needed for integration of these two products.

2.2 Maintenance in OBEDX Appshell

This section describes the specific maintenances needed in OBEDX to integrate with OBDX.

1. Create a user for Oracle Banking Electronic Data Exchange and assign role 'OBEDX_WORKFLOW_ROLE' for user to perform service API operations in Appshell.

Navigation Route: Security Management > User > Create User

Figure 1: User Maintenance and Role Assignment

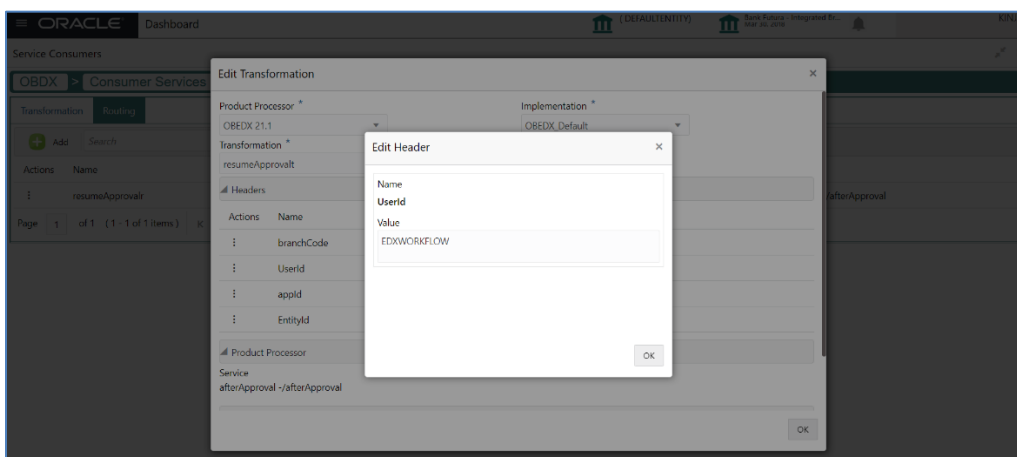
Users Maintenance			
<div> New Unlock Close </div>			
UserDetails			
Username *	Login ID *	Home Branch *	
OBDX01	OBDX01	000	
Status			
User Status *	Status Changed On *	Is Supervisor *	Manager ID *
Enable	Jan 1, 2020	On	ABCD
Start Date *	End Date		
Jan 1, 2020	Mar 7, 2022		
Other Details			
Access to PII	Email ID *	Telephone Number	Home Phone Number

2. In Oracle Banking Routing Hub (**OBRH**), go to OBDX service consumer.

- **Navigation Route:** Core Maintenance> Routing Hub > Service Consumers

Change the newly created user in the header section of consumer service's Transformation and Routing:

1. fetchRecords
2. resumeApprovalBatch
3. fetchFiles
4. fetchTransactions
5. resumeApproval

Figure 2: User Maintenance and Role Assignment

2.3 Maintenance in OBDX

This section describes the specific maintenances needed in OBDX for OBEDX.

1. Corporate Preference: OBEDX creates a maker user in OBDX for channel approval purpose. OBEDX expects Party preference and Group corporate maintenance already created for each customer ID for which channel approval is required.
2. File Inquiry: Files uploaded through Host-to-Host channel in OBEDX can be seen in OBDX - Uploaded Files Inquiry screen.

To enable File Inquiry in OBDX, 3 templates are created for OBEDX related transactions. For **Payment** transaction, '**EDX files for Payments**', for **Virtual Account Creation**, '**EDX Files for Virtual Account Creation**' and for **Close Virtual Account**, '**EDX Files for Close Virtual Account**' is created.



File Identifiers & File Identifier mapping is required to be created for each Customer who needs File Inquiry View & Approvals.

Figure 3: File Identifier Maintenance and User File Identifier Mapping

File Identifier Maintenance

Party ID	006227
Party Name	Acme Corporation

Details

File Identifier	<input type="text"/>	Required
Description	<input type="text"/>	Required
File Template	<div>Select </div> <div><input type="text" value="edx files fd"/> </div> <div><div>EDX Files for Payments</div><div>EDX Files for Virtual Account Creation</div></div>	

Save

Cancel

Back